

Processing Guide



PV-free
textile
alternative to
PVC banners

Cutting & Welding






Polyester-based woven fabrics are best cut with a hot-cutting machine to avoid possible fraying. Even though, cold-cutting is also possible.

The material can be easily welded with the addition of a welding aid.

For very large banners with high strength we recommend HEYcover scrim 3/3 (H2216).

For smaller applications and to support fabrication, lighter welding aids, e.g. made of PU, may also be used.



Sewing & Backlashing

Especially for large facade banners the fixation on the four sides of the banner is often not sufficient. Therefore, the fixation is strengthened by adding an additional attachment to the facade-wall on the back side with the help of a backlashing.




Setting eyelets

All materials are eyeletable. To support the making-up we recommend to weld on a welding aid or to apply a hem to avoid thread displacement and to prevent possible tearing.

Printing

The material is printable with Latex, UV, Solvent and Ecosolvent inks. We recommend to use a mesh-kit to prevent the ink from bleeding through.



Any more questions?

We are here for you by phone +49 5468 7774 321 or contact us at heysign@heytext.com